

ARK Global Disruptive Innovation Fund

NIK1854AU **Author:** Matthew Turnbull **Published:** 26 Mar 2026

Data is provided by the manager at 30 Jun 2025, and currency in AUD, unless otherwise stated

Refer to glossary for definition of the rating

Product Review

About this Product

Investment manager	ARK Investment Management LLC
Benchmark	MSCI AC World ex Australia TR Index AUD
Product structure	Managed Fund
Product size	\$58.8m
Inception date	Aug 2018
Asset class	Global Equities
Sector	Global Large Cap
Peer group	Thematic
Rated peers	20

Product Characteristics

Business Life Cycle	Mature
Product Wind-Up Risk	Medium
Key Person Risk	High
Tenure of Decision Makers	Low
Complex (RG240)	No
Strategy Remaining Capacity	\$9.00b
ESG Approach	Filters or Screens
Peer Relative Fees and Costs	Above median

Annual Fees and Costs (% p.a.)

Management fees & costs	1.35
Performance fee costs	0.00
Net Transaction Costs	0.00
Buy/Sell Spread	0.20/0.20
Annual fees and costs	1.35

Source: FE fundinfo, PDS Date: 01/Sep/2025

Product Opinion

The Fund's rating has been maintained at **'Investment Grade'**. CEO/CIO Catherine Wood is considered a highly experienced thematic investor. The Manager's Open Research Ecosystem is highly differentiated, capitalising on insights across multiple mediums, which is viewed positively. That said, the increased number of fund offerings could place additional strains on the investment team, which has experienced elevated turnover. Further weighing on conviction is the inconsistent and highly volatile nature of performance outcomes over time. Lastly, the total fee load is expensive relative to peers.

Lonsec Rating Model

Rating key: ●●● Above ●●● In-line ●●● Below

Factor	Peer Rating	YoY Score Change
Business	●●●	—
Team	●●●	—
Process	●●●	—
ESG	●●●	—
Product	●●●	—
Fees	●●●	—
Performance	●●●	—

Allocation Profile

Core		
Satellite		
	Low Complexity	High Complexity

Return Profile

Income		
Capital		
	Defensive	Growth

Strengths

- CEO/CIO Catherine Wood as leader of the strategy, is a highly experienced thematic investor.
- The Manager's Open Research Ecosystem is highly differentiated, seeking to capitalise on insights across multiple mediums.
- The investment leadership team is well-grounded in disruptive technology and early-stage thematic.

Weaknesses

- Performance track record is volatile relative to the benchmark and peer group.
- The Fund can be more susceptible to changes in market sentiment given its thematic/growth and all-cap investment approach.
- The analyst team possesses limited co-tenure and team turnover has remained elevated.
- Fees are expensive relative to peers.

Key Facts

Key Objectives

Investment objective	The Fund aims to achieve a target average total return (before fees, expenses and taxes) of 10% to 15% per annum over a rolling five year period.
Internal return objective	Absolute Return of 10-15% p.a. (before fees) over rolling five-year periods.
Internal risk objective	No stated risk objective.

Asset Allocation (%) (as at 31/12/2025)

International Equities	99.65
Cash	0.35
Total	100.00

Source: FE fundinfo

Rating History

24-Mar-2025	Investment Grade
16-May-2024	Investment Grade
26-Apr-2023	Investment Grade

Product Distribution Profile

Frequency	Annually
Last Missed Distribution	30 Jun 2025
Number of Missed Distributions in the last 5 years	5
AMIT Election	Yes
TOFA Election	Yes

Top 10 Holdings (as at 31/12/2025)

	Weight (%)
TESLA, INC.	8.76
ROBINHOOD MARKETS INC	5.79
SHOPIFY INC. NPV SUBORDINATED A	5.32
COINBASE GLOBAL, INC.	5.02
ROKU INC	4.79
PALANTIR TECHNOLOGIES INC.	4.39
TEMPUS AI INC	4.23
ROBLOX CORP	3.70
ADVANCED MICRO DEVICES, INC.	3.49
BEAM THERAPEUTICS INC	2.99

Source: FE fundinfo

Target Market Determination

Produced by issuer	Yes
Provided to Lonsec	Yes

Performance Analysis - annualised after fees at 31/12/2025

	1 Year	Median	2 Year	Median	3 Year	Median	5 Year	Median
Performance (% p.a)	21.29	7.35	23.01	13.59	35.85	14.26	-5.98	9.62
Standard deviation	31.83	10.43	32.17	10.51	35.76	10.29	36.60	12.12
Excess return (% p.a)	7.09	-5.55	0.98	-7.79	13.76	-7.59	-21.08	-5.50
Outperformance ratio (% p.a)	58.33	33.33	50.00	33.33	52.78	36.11	40.00	38.33
Worst drawdown (%)	-21.59	-8.05	-21.59	-8.05	-25.65	-10.22	-73.55	-21.46
Time to recovery (mths)	3	-	3	-	2	2	NR	10
Sharpe ratio	0.54	0.30	0.58	0.88	0.89	1.06	-0.24	0.63
Information ratio	0.28	-1.49	0.04	-1.46	0.44	-1.26	-0.67	-1.01
Tracking error (% p.a)	25.03	5.26	26.89	5.29	31.11	5.23	31.50	5.05

Lonsec Peer Group: Global Equities - Global Large Cap - Thematic

Product Benchmark: MSCI AC World ex Australia TR Index AUD

Cash Benchmark: Bloomberg AusBond Bank Bill Index AUD

Time to recovery: NR - Not recovered, dash - No drawdown during period

Business ●●●

Facts

Investment Manager	ARK Investment Management LLC
Ultimate Parent Company	Catherine D Woods
Headquarters	St. Petersburg, Florida, USA
Inception Date	Jan 2014
% Staff Ownership	>50%

Governance

% Independent board members	75
% Female board members	25
Independent chair	No
CEO as Chair	Yes
Separate Audit Committee	Yes

Who is the Manager?

ARK Investment Management ('ARK Invest' or 'the Manager') is a Florida-based investment firm that offers thematic-based global equity products. Founded in 2014, ARK Invest is the sub-investment manager for Nikko Asset Management Americas Inc ('Nikko AM Americas') and shares a strategic partnership with the Nikko AM Group, one of Asia's largest asset managers. The Fund has an external responsible entity/distribution partnership with Yarra Capital Management.

Lonsec Opinion

Profitability

The Manager is standalone profitable and well-capitalised. Earnings are bolstered by the AUM base of the broader group.

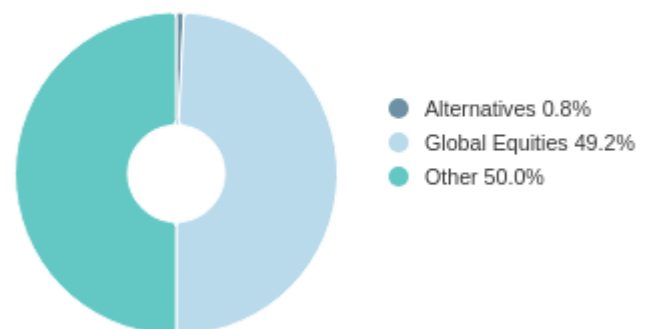
Business Track record

The firm has a reasonable track record since its founding in 2014, and has experienced rapid AUM growth in excess of US \$37.5bn as at Q4 2025.

Metrics

Total AUM	US\$37.5bn
Investment Management	64
Headcount	
Investment Professionals	22
Sales & Service	0
Distributor	Yarra Capital Management

AUM



Business Ownership

The Manager has a strong 'boutique' investment culture, aided by the majority of equity in the firm being held by founder Catherine Wood. The balance is held by investment staff and strategic partner the Nikko AM Group.

Business Governance

Business governance is in line with peers, with the firm having no recent regulatory findings. The firm has a reasonable governance framework, with a majority independent director representation on the board. Segregation of operational and investment duties is weaker relative to peers given Catherine Wood holds the position of CEO, CIO and Portfolio Manager, as well as a being a board delegate.

Key Decision Makers (KDM)

	Primary function	Dedicated to strategy	Appointed to strategy	Industry/Mgr exp. (yrs)	Exp. in PM roles (yrs)
Cathie Wood	CIO, Lead PM	No	2014	48/11	47
Brett Winton	Strategy lead	No	2014	18/11	16
Tasha Keeney	Research	No	2014	11/11	TBC
Sam Korus	Research	No	2015	10/10	TBC
Frank Downing	Research	No	2021	4/4	TBC

KDM Change*

No changes.

* Last 3 years

Profile

Size	19
Structure	Decentralised
Turnover	Medium

Alignment

KDM equity held in manager	Yes
KDM co-investment in strategy	Yes
Performance-Based bonus	Yes
Long term incentive plan	Yes

Resources

	Number	Average Years Experience
Key decision makers	5	18
Portfolio Managers		
Hybrid portfolio manager/analysts	2	9
Dedicated analysts	3	5
Dedicated dealers		
Quantitative	7	4
ESG/Sustainability		
Macro	1	7
Investment Specialists	1	17

Who is the Team?

Catherine Wood is Founder and CEO/CIO of ARK Invest. Prior to founding ARK Invest, Wood spent 12 years at AllianceBernstein as CIO Global Thematic Strategies. Brett Winton joined ARK Invest in 2014 as Chief Futurist. Prior, Winton was Principal and Founder at iamB Consulting (an advisory partner to ARK Invest) which specialised in dimensioning ramifications of innovation and disruption for investors.

At present, ARK Invest's wider investment team of 19 has a mix of domain experts, management consulting, venture capital and industry-based experiences across predominately healthcare and technology sectors.

The team is organised through the following disruptive innovation themes with a Director of Research leading each theme: Life Sciences, Autonomous Tech & Robotics, Fintech/Next Generation Internet and Crypto assets. Wood is supported in portfolio management efforts by Associate Portfolio Managers Dan White and Nick Grous. White and Grous were appointed in September 2022, noting that it is their inaugural portfolio management role.

Lonsec Opinion

Skill

Wood and Winton are well-experienced and capable investors, particularly given their track record in managing thematic capabilities. Broader analyst team investment markets experience is limited, albeit they possess a mix of relevant technical sciences, management consulting and industry-based experiences across healthcare and technology sectors.

Team Size

The team is reasonably sized relative to peers, albeit the senior investors of the team are responsible for oversight of a considerable number of strategies.

Track Record/Co-Tenure

Majority of the senior investors in the team have strong co-tenure, with a working relationship spanning a decade. Junior members of the team have weaker co-tenure relative to peers, this is partly a result of heightened analyst turnover in recent years.

Alignment

The remuneration structure comprises a mix of salary, non-financial benefits, merit-based bonuses and equity in the firm. Salaries are broadly in line with the industry average. The bonus pool is largely determined by the firm's profit with subjective qualitative factors also considered. All employees are eligible to be granted equity in the firm, which carries a three-year vesting period. Co-investment is voluntary, albeit material co-investments are in place.

Key Person Risk

Key person risk is high in both Wood and Winton. That said, Wood is considered to be highly aligned through her majority ownership of the firm and co-investment. Winton is also aligned via equity ownership albeit to a much lesser extent.

What is the Investment Process?

The Manager applies a differentiated approach to investment management, using a highly transparent research process, and exhibiting a collaborative and open-minded culture when considering investments. The Manager's investment process is iterative, combining both top-down and bottom-up analysis. The Manager employs an 'Open Research Ecosystem' to identify and evaluate disruptive innovation, which differs markedly from traditional investment approaches. The Manager's approach seeks to capitalise on the convergence of insights across traditional sources, as well as online and social media interactions, and crowd-sourced insights. The investment team seek to leverage these insights, along with more formal relationships with thought leaders/experts in their respective fields. The approach is considered to be creative yet pragmatic given the complexity of the subjects and high degree of unknowns. The open research approach permeates the firm's culture, with each analyst seeking to drive discussion and thought leadership in their respective field within the industry and broader media.

Lonsec Opinion & Supporting Facts

Philosophy and Universe

Investment Type	Fundamental
Investment Approach	Bottom-up
Investment Style	Thematic
Typical market cap	US\$2bn - US\$10bn
Minimum market cap	N/A
Available Universe	Global equities that are relevant to the theme of Disruptive Innovation

ARK Invest believes disruptive innovation is key to the long term growth of company revenues and profits. The Manager aims to identify large scale investment opportunities resulting from this innovation. Five major innovation platforms are believed to be driving the underlying technologies and investment opportunities – Artificial Intelligence, Energy Storage, Robotics, DNA Sequencing and Blockchain Technology. These broad themes in turn spur long-term investment opportunities centred on industrial, genomics, internet and fintech innovation, which include areas such as Autonomous Mobility, Intelligent Devices, Digital Wallets, Next Gen Cloud, Precision Therapies and Neural Networks among numerous others.

Research Process

Key screens	Top Down or Thematic
Screened universe	200
Idea generation	Financial market data, Economic data, Newsflow/Events, Expert networks, Financial statements, Direct outreach
Stocks researched	120
Annual manager meetings	>200
Key research inputs	Financial statements, Company meetings, Company data, Economic/Market data, Quantitative model
Primary valuation approach	DCF

The investment process combines top-down thematic research with bottom-up fundamental analysis. Following the identification of disruptive innovation, the research process attempts to size the opportunity. The investment team seeks to understand the total addressable market, unit economics, learning curves/cost declines and elasticity of demand to identify entry points for each disruption. Through this process, candidate companies are identified that are best positioned to benefit from the disruption, at which point the bottom-up process begins. Analysts use a scoring system to evaluate candidate companies on six key metrics, with the scores for portfolio companies being updated during the team's weekly stock meetings. Any metric downgraded to six or below will trigger a full stock review.

Process (continued) ●●●

Portfolio Construction

Portfolio management structure	Portfolio Manager
Approach to benchmark	Benchmark Agnostic
Typical security numbers	45
Typical securities range	40-65
Typical portfolio turnover p.a.	75.00%
Typical active share	100.00%

The investment process is designed to be collaborative and ensure decision making harnesses the team's perspective. The team utilises a standardised scoring template in decision making, which provides a comparative analysis framework for all stocks. Wood has final accountability and retains ultimate decision-making authority regarding changes in the portfolio. Unlike some long-term thematic based peers, the Manager employs an active approach to its portfolio positioning in long-term growth companies and will be actively 'topping' and 'tailing' holdings based on a stock's expected return alongside analysts scoring of the company. That said, there is believed to be an element of disconnect between the long-dated investment horizon and short-term active trading around price targets.

Capacity Management

Capacity guidance	\$12.00bn
Strategy AUM	\$3.00bn
Portfolio liquidity (1 week)	99.00%
Strategy previously closed	No

At the firm level, ARK Invest managed US\$17.4bn in global equities as at Q4 2025. The Manager has previously completed informal capacity studies concluding with ample capacity estimates for the strategy. While the Manager highlighted the material increase in the size and composition of the investment universe since the study was completed, which should commensurately increase the estimated capacity, it is believed that the Manager's capacity may be lower due to the Fund's exposure to smaller market cap stocks and number of substantial shareholdings. Thus, the Manager may face significant challenges in liquidating smaller market caps stock positions without potentially incurring significant implicit costs, particularly in times of heightened market volatility and dislocations.

Investment Risk Management

Monitoring external to investment team	Yes
Frequency of monitoring	Daily
Primary risk management system	Proprietary
Security Limits (Min./Max.)	Hard: Absolute, 0-10%
Sector Limits (Min./Max.)	Unconstrained
Country Limits (Min./Max.)	Unconstrained
Non-index Allocation (Typical, Max.)	0%, 0%
Cash Allocation (Typical, Max.)	2%, 10%

The Fund is highly unconstrained and is therefore reliant on the quality of the team to identify and manage investment risks with a focus on the six key metrics. The Fund is constructed with no regard to the benchmark, thus tracking error is not targeted and risks are predominantly managed through a combination of the Manager's top-down thematic research and bottom-up stock analysis. The Manager is considered to be generally risk seeking in nature and less focused on risk-adjusted returns, which investors need to be mindful of. Thus, the Fund is likely to exhibit extremely high levels of volatility and participate greater in market drawdowns. The flexible nature of the Fund is considered to be in keeping with the growth-oriented nature of the investment philosophy.

Manager Positioning - Product

Responsible investment style	ESG Integration
ESG approach	Filters or Screens
Sustainability thematic	SDG Alignment
Non-financial objective	None

What is the Manager's ESG approach for this product?

The Manager has indicated that their Responsible Investment style is "ESG Integration" and as such they take Environmental, Social and Governance factors into consideration when assessing investment opportunities. With a primary ESG style of "Filters or Screens" the Manager is likely using predetermined rules (usually based on the industry a firm operates in) to either include or exclude companies from their investable universe. They may undertake further ESG analysis or use these screens as the sole ESG measure.

Sustainability Score

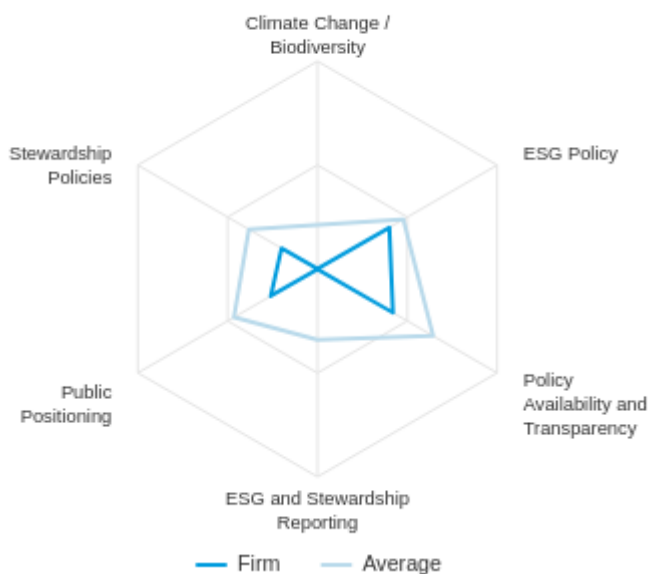
No score.

Lonsec Opinion & Supporting Facts

Overview

ESG Process Score Low

ESG Snapshot



Product Level Approach

The Manager does not source general external ESG data instead relying on collecting its own ESG data through company meetings and web sites. This is less robust than peers. There is no internal ESG research carried out by the Manager for this Fund. There is no relationship between ESG factors and the stock selection process. Portfolio level measurement or assessment of ESG risks is not evident. There are no signs that company engagement on ESG issues is a component of the Manager's current investment approach for this Fund.

Strategy: Clarity, Measurability & Reporting

This product does not make any specific claim to being a sustainable, ethical or impact offering. As such an alignment review does not apply to the product and thus its score for risk of misalignment is not applicable.

Manager Level Approach

The Manager's overall ESG policy framework and disclosure lag significantly behind peers. The Manager demonstrates a commitment to ESG integration, with some evidence in their public positioning. The ESG policy is available on the firm's website and references the importance of engagement and proxy voting. While a proxy voting policy has been disclosed to Lonsec, it is weaker than those of peers. No engagement policy is in place, and there is no public reporting on engagement or voting outcomes.

Product ●●●

Service Providers

Responsible entity	Yarra Funds Management Limited
Investment manager	ARK Investment Management LLC
Custodian	Citibank
Administrator	Citibank
Fund Auditor	Deloitte
Change in Key Providers? (Over last 12 months)	No

Product Details

Product size	\$58.8m
Fund 12-month net flows	Negative
Distribution model	Affiliate
Buy/sell spreads	0.20%/0.20%
Investment structure	Underlying product
Product type	Registered Managed Investment Scheme (Unitised)
Currency hedged	No
Use of derivatives	Yes
Types of derivatives	Futures

What is the Product Structure?

The Fund is structured as a 'feeder fund' and gains exposure to the underlying strategy by investing in an AUD unit class of the Nikko AM ARK Disruptive Innovation Fund (Class U). The underlying fund is domiciled in Luxembourg under the European UCITS framework, and a sub-fund of the Nikko AM Global Umbrella Fund SICAV, which Nikko AM Americas is the investment manager and sub-advised by ARK Invest, a strategic partner of the Nikko AM Group. This Fund is a long only Global Equity product that can invest down the market capitalisation spectrum and in emerging markets.

The Fund will generally have exposure to disruptive themes such as Autonomous Mobility, Intelligent Devices, Next Gen Cloud, Digital Wallets, Precision Therapies, Multiomic Technologies, Neural Networks, Cryptocurrencies, Smart Contracts, Advanced Battery Technologies, Humanoid Robots and Programmable Biology.

Lonsec Opinion

Service Providers

The Manager has engaged large 'tier 1' service providers for critical functions such as custodial, administration, audit and broking services. While the Fund uses a related party RE, there have not been any issues with this model since the Fund's inception.

Operational 'Red Flags'

There have been no operational red flags identified. Valuation policies are considered to be appropriate for the asset class.

Wind-up Risks

Wind-up risk is moderate given the small FUM of the product and track record of outflows in the broader strategy in recent years. Albeit a meaningful distribution strategy is in place via the Fund's affiliate partner and broader firm support somewhat mitigate this risk.

Fees ●●●

Annual Fees and Costs (% p.a.)

Management fees & costs	1.35
Performance fee costs	0.00
Net Transaction Costs	0.00
Buy/Sell Spread	0.20/0.20
Annual fees and costs	1.35

Source: FE fundinfo, PDS Date: 01/Sep/2025

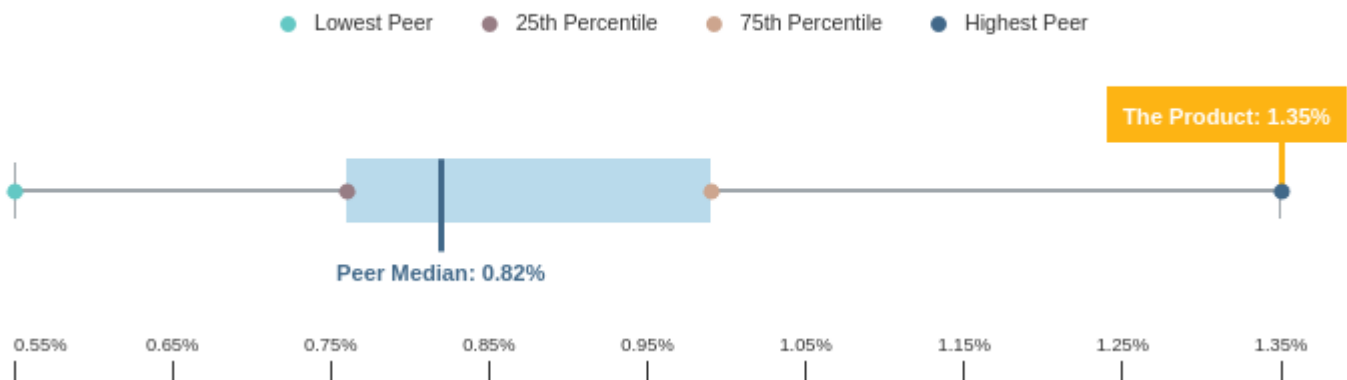
Performance Fees

Applicable	No
------------	----

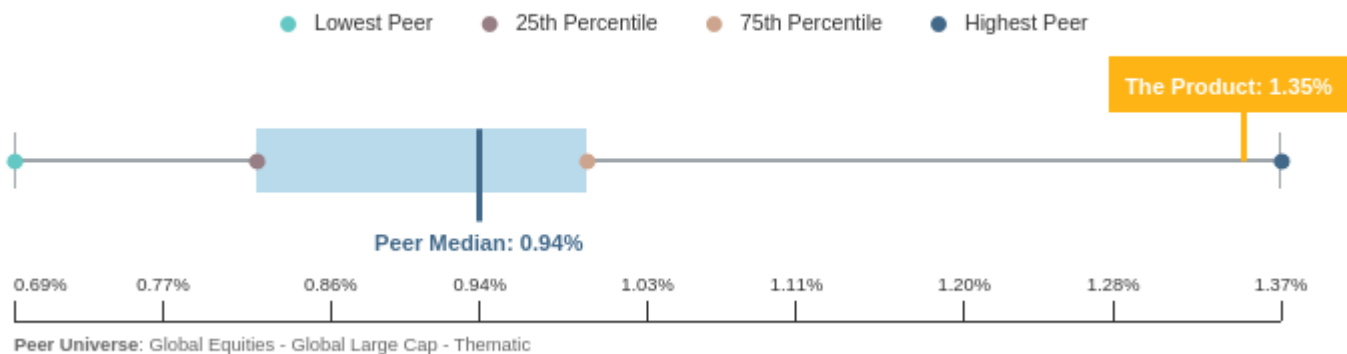
Fees Explained

The Fund's Management Fees and Costs component of its Annual Fees and Costs ('AFC') totals 1.35% p.a. There are no additional net transaction costs over and above the buy-sell spread and the Fund does not charge a performance fee.

Management Fees and Costs Peer Comparison



Annual Fees and Costs Peer Comparison



Lonsec Opinion

Annual Fees and Costs

The Fund's AFC of 1.35% is high relative to the peer group.

Fairness

Given the absence of a performance fee, total fees and costs are capped which provides certainty. However, fees are considered to be high in both absolute and peer relative terms.

Performance ●●●

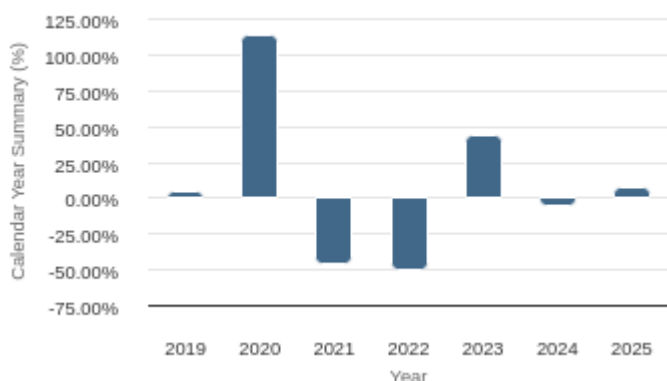
Performance Summary

PDS return objective	The Fund aims to achieve a target average total return (before fees, expenses and taxes) of 10% to 15% per annum over a rolling five year period.
Internal return objective	Absolute Return of 10-15% p.a. (before fees) over rolling five-year periods.
Internal risk objective	No stated risk objective.
Product benchmark	MSCI AC World ex Australia TR Index AUD
Lonsec peer group	Thematic

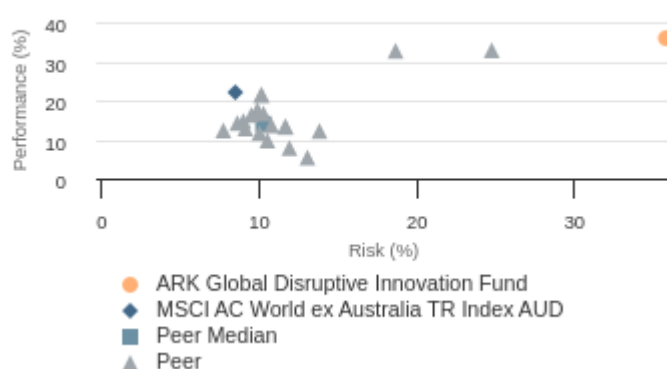
Alpha Generation

The Fund has not achieved its five-year investment objective, being significantly challenged in the 2022 financial year. As a result, all long-term rolling periods remain impacted by this short-term underperformance. Absolute performance in the short-term has improved markedly, however, the Fund remains significantly behind the Benchmark and peer group median over longer periods.

Calendar Year Excess Return



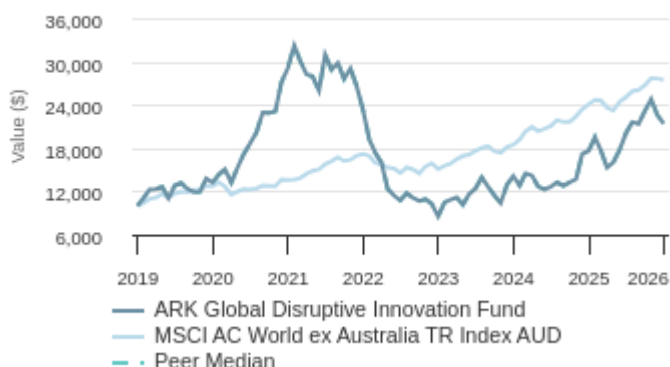
3 Year Risk and Return



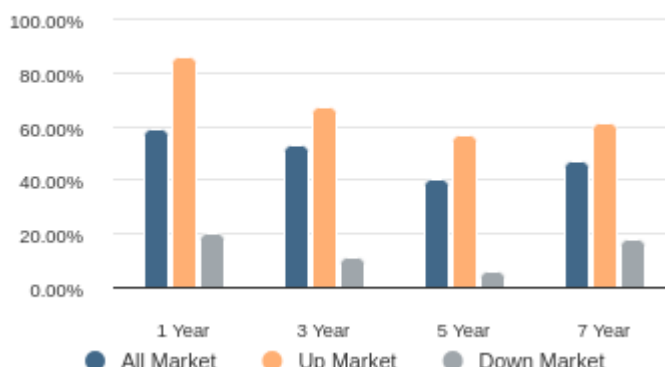
Alpha Consistency

Alpha consistency has been weak given a period of heightened underperformance in the 2022 financial year. Performance through time has been inconsistent as highlighted by the significant over/under performance over the medium term. For example, the Fund delivered +113.5% outperformance in CY2020, -46.4% underperformance in CY2021, -51.1% underperformance in CY2022 and +43.5% outperformance in CY2023. This has resulted in the Fund delivering a -21.1% p.a. net underperformance relative to the benchmark over the previous five-year period.

Growth of \$10,000 Over 7 Years



Returns Consistency

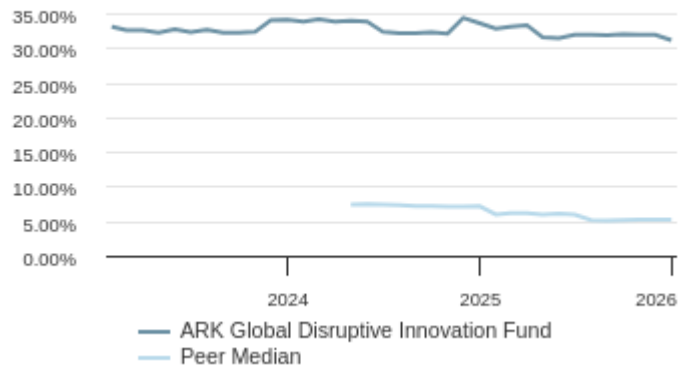


Performance (continued) ●●●

Benchmark Relativity

The underlying Fund's active risk taking relative to the Benchmark as measured by tracking error of above 30% p.a. over most time periods was significantly higher than the peer median of circa 6% p.a. High levels of tracking error are a characteristic of Fund over the long term.

3 Year Rolling Tracking Error Over 3 Years



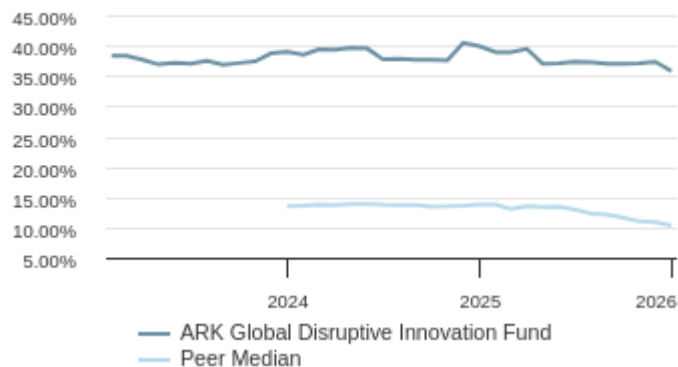
3 Year Rolling Information Ratio Over 3 Years



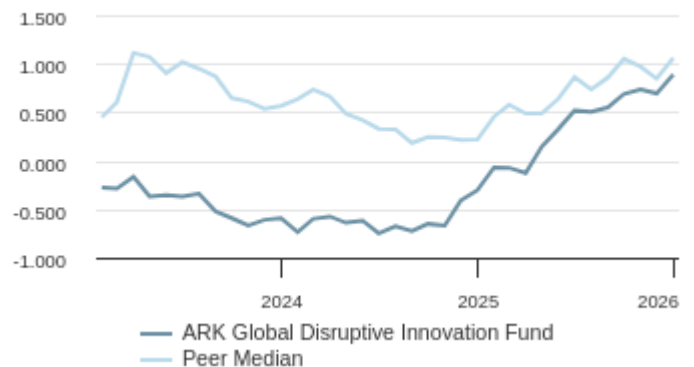
Return Volatility

The Fund's volatility as measured by standard deviation of circa 30-40% p.a. is significantly higher than the peer median over all time periods measured. Extremely high volatility is a characteristic of the Fund over the long term.

3 Year Rolling Standard Deviation Over 3 Years



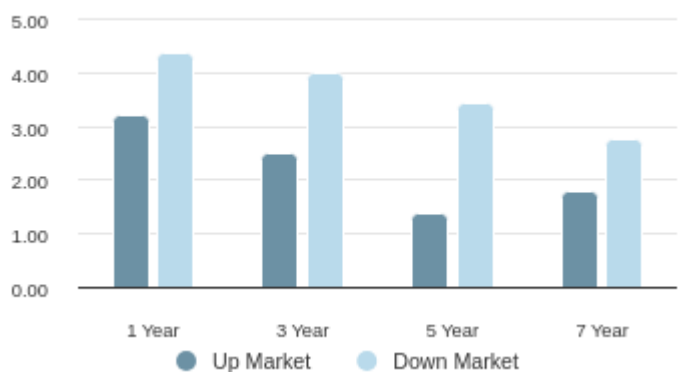
3 Year Rolling Sharpe Over 3 Years



Product Defensiveness

The Fund's worst performance drawdown of -73.6% over five years was significantly deeper than the peer median of -21.5%, providing very weak downside protection over the long term. That said, this was a whole-of-market growth factor drawdown which impacted all peers alike, albeit to varying degrees. The large drawdown in FY2022 has yet to be recovered.

Market Capture Ratio



Drawdowns



Ratings

'**Highly Recommended**' rating indicates that Lonsec has very strong conviction the product can meet its investment objectives.

'**Recommended**' rating indicates that Lonsec has strong conviction the product can meet its investment objectives.

'**Investment Grade**' rating indicates that Lonsec has conviction the product can meet its investment objectives.

'**Approved**' rating indicates that Lonsec believes the product can meet its investment objectives.

'**Not -Approved**' rating indicates that Lonsec does not believe the product can meet its investment objectives.

'**Closed / Wind Up**' status is applied when the product has been closed.

'**Fund Watch**' status is applied when a rating is under review due to the occurrence of a significant event relating to the product.

The '**Redeem**' rating indicates Lonsec no longer has sufficient conviction that the product can meet its investment objectives.

The '**Screened Out**' rating indicates Lonsec was unable to attain sufficient conviction that the product can meet its investment objectives.

'**Discontinued Review**' status is applied where a product issuer withdraws the product from the review process prior to completion, for any reason other than the product being closed or unavailable to investors.

The '**Ceased Coverage**' status is applied when a rated product is withdrawn from the research process by the product issuer.

General

Climate Change / Biodiversity: the extent to which a manager has a leading climate and biodiversity policies.

ESG and Stewardship Reporting: the transparency, accessibility and usefulness of a manager's reporting.

ESG Policy: the strength of commitment to ESG as ascertained by a review of a manager's ESG policies.

Excess return: Return in excess of the benchmark return.

Information ratio: Relative reward for relative risk taken (Excess Returns / Tracking Error).

Key decision maker (KDM): A nominated investment professional who has portfolio decision making discretion for a Fund, e.g. 'buy' or 'sell' decisions.

Market capture ratio: A product's performance during either 'up' or 'down' market trends relative to an index.

Policy Availability / Transparency: the ease of public access to, and transparency of, a manager's overall ESG policy suite.

Public Positioning: the resolve of a manager's commitment to ESG as ascertained by their public positioning.

Returns consistency: The proportion of a product's monthly outperformance during a period relative to the benchmark when it was rising, falling and in aggregate.

Sharpe ratio: Excess return earned for additional volatility experienced when holding riskier assets versus risk-free asset.

Standard deviation: Volatility of monthly Absolute Returns.

Stewardship Policies: the strength of a manager's proxy voting and engagement policies with respect to ESG.

Time to recovery: The number of months taken to recover the Worst Drawdown.

Total return: 'Top line' actual return, after fees.

Tracking error: Volatility of monthly Excess Returns against the benchmark (the Standard Deviation of monthly Excess Returns).

Worst drawdown: The worst cumulative loss ('peak to trough') experienced over the period assessed.

Lonsec Group Disclaimers

Issued by Lonsec Research Pty Ltd ABN 11 151 658 561 AFSL 421 445 (Lonsec, we/our) a subsidiary of Lonsec Holdings Pty Ltd (ABN 41 151 235 406) and (Lonsec Group). Generation Development Group Limited (ABN 90 087 334 370) is the parent company of Lonsec Group. This document is not a prospectus, any other form of disclosure document or product disclosure statement within the meaning of the Corporations Act 2001. Any advice contained in this document is General Advice only and has been prepared without taking into account investors' objectives, financial situation or needs. Prior to acting upon any information contained in this document, investors must do their own investigation and analysis of the appropriateness of the information or seek independent financial and/or tax advice, having regard to their objectives, financial situation and needs. Investors must consider reading any relevant Product Disclosure Statement (PDS) or offer document to assess the appropriateness of this advice in light of their own objectives before making a decision to obtain a financial product. Past performance is not a reliable indicator of future performance. © 2026 Lonsec Research. All rights reserved. You may not reproduce, transmit, disseminate, sell or publish this information without our written consent.

Except for any liability which cannot be excluded, no representation, warranty or undertaking, express or implied is made and no responsibility or liability is accepted by Lonsec Research, its directors, officers, employees and agents for any error or inaccuracy, misstatement or omission from this document or any loss or damage suffered by the recipient or any other person as a consequence of relying upon it.

Lonsec Research makes no representation, warranty or undertaking in relation to the accuracy, reasonableness or completeness of the information presented in this document which is compiled from information from public and third-party sources. We assume no obligation to update this document after publication. Lonsec Research provides this document for the exclusive use by the recipient to whom it is provided and should not be used or relied upon by any other person unless express permission is obtained from us. Additional fees and charges may apply. Please verify from the offer documents for the relevant financial product. In line with industry practice, returns may be estimated. To access verified returns please refer to the product issuer. This document may also contain third party material that is subject to copyright. To the extent that copyright subsists with a third party, it remains with the original owner and permission may be required to reuse the material.

The product rated in this publication may have related financial products or be associated with other financial products and platforms. Our rating applies to the financial product outlined in this publication. You should seek professional advice before you make an investment decision on related or associated financial products and platforms. You should be aware that the mandate, fees, underlying investments, the issuers of the related and associated financial products and platforms may be different from the financial product specified in this publication.

Disclosures

Lonsec Research does not hold the financial product(s) referred to in this document. The financial product issuer and/or Lonsec Research Representatives (and/or their associates) may from time to time have holdings in the financial product referred to in this document or in Generation Development Group (ABN 90 087 334 370).

Disclosures (continued)

For the purposes of this report Lonsec Research considers such holdings not to be sufficiently material to compromise the rating or advice. Lonsec Research manages any potential conflict by implementing a comprehensive ratings process, information barriers and monitoring program. Lonsec Research receives a fee from the financial product issuer(s) for researching the financial product(s), using objective criteria. Lonsec Research's rating(s) outcome is not linked to the fee. Lonsec Research and its associates do not receive any other compensation or material benefits from product issuers or third parties in connection with the report. Lonsec Research's research process relies upon the participation of the financial product issuer(s). Should the financial product issuer(s) no longer participate in our research process, we reserve the right to withdraw the document at any time and discontinue future coverage. This is a summary of the research report, you can access the full research report via Lonsec Research. For information about our associations and/or relationships with the financial product issuers and General Development Group, please refer to our Conflicts of Interest Statement accessible [here](#).

Lonsec Research FSG Financial Services Guide

This Financial Services Guide (FSG) has been prepared and issued by Lonsec Research Pty Ltd ABN 11 151 658 561 (Lonsec Research, we, us, our), holder of Australian Financial Services Licence (AFSL) No. 421445, to assist you in determining whether to use our financial services and products. This is an important document, and you should read it carefully. The contents of this FSG are general information only and does not take into account your personal needs or objectives. Lonsec Research provides no warranty as to the suitability of the services of this FSG for any particular person.

1.1 What is a Financial Services Guide?

This FSG's purpose is to provide you with important information regarding services offered by Lonsec Research. You should read this FSG prior to using our services. This document was prepared to inform you about:

- who we are and our contact details;
- the financial services we provide;
- the remuneration that may be paid to us and other persons in relation to the financial services we provide;
- how we deal with conflicts of interest; and
- how we deal with complaints

1.2 About Lonsec Research and its related parties

ASX listed Generation Development Group Limited (ABN 90 087 334 370) is the parent company of Lonsec Holdings Pty Ltd (ABN 41 151 235 406) (Lonsec Holdings). Lonsec Research is a wholly owned subsidiary of Lonsec Holdings Pty Ltd (ABN 41 151 235 406) (Lonsec Holdings) and provides in-depth, investigative investment research across a broad range of listed and unlisted investments. Other subsidiaries of Lonsec Holdings include SuperRatings Pty Ltd (ABN 95 100 192 283), Implemented Portfolios Pty Limited (ABN 36 141 881 147) and Lonsec Investment Solutions Pty Ltd (ABN 95 608 837 583). All employees of the Lonsec group entities, including Lonsec Research, are employed by Lonsec Fiscal Pty Ltd (ABN 94 151 658 534).

Contact Details

Lonsec Research Pty Ltd
Level 39, 25 Martin Place
Sydney NSW 2000
Tel: 1300 826 395
Email: info@lonsec.com.au
www.lonsec.com.au

1.3 What kind of financial services can Lonsec Research provide?

Lonsec Research is authorised under its Australian Financial Services Licence to provide general financial product advice to retail and wholesale clients on the following types of financial products:

- securities
- deposit and payment products limited to basic product products
- derivatives
- interests in managed investment schemes including investor directed portfolio services
- superannuation
- retirement savings accounts
- foreign exchange products
- life products including:
 - investment life insurance products as well as any products issued by a Registered Life Insurance Company that are backed by one or more of its statutory funds; and
 - life risk insurance products as well as any products issued by a Registered Life Insurance Company that are backed by one or more of its statutory funds;

Lonsec Research is also authorised to deal in a financial product by arranging for another person to apply for, acquire, vary, or dispose the above types of products for or by retail and wholesale clients.

1.4 Provision of general advice

Any advice that Lonsec Research provides is of a general nature and does not take into account your personal financial situation, objectives or needs. You should, before acting on the information, consider its appropriateness having regard to your own financial objectives, situation and needs and if appropriate, obtain personal financial advice on the matter from a financial adviser. Before making a decision regarding any financial product, you should obtain and consider a copy of the relevant Product Disclosure Statement or offer document from the financial product issuer.

1.5 How Lonsec Research is paid

Lonsec Research receives fees from Fund Managers and/or financial product issuers for researching their financial product(s) using comprehensive and objective criteria. Lonsec receives subscriptions fees for providing research content to subscribers including financial advisers, fund managers and financial product issuers. Lonsec Research's fees are not linked to the financial rating outcome of a particular financial product. Lonsec Research fees are determined by private agreement with its clients depending on a number of criteria including the number of financial advisors who access Lonsec Research publications, the range of publications accessed and the complexity of a specific research assignment. Due to the specific nature of its charges, disclosure of Lonsec Research fees may not be ascertainable when you receive this FSG, but you are able to request this information in writing before a financial service is provided to you.

Lonsec Research FSG (continued)

The fees received by Lonsec Research do not have an effect on the inclusion (or otherwise) of a financial product in portfolios managed by Lonsec Investment Solutions; or in approved product lists as a result of Lonsec Investment Solutions consulting activities. We do not have any direct employees as all employees are contracted, for employment purposes, with Lonsec Fiscal, a subsidiary of Lonsec Holdings. All employees of Lonsec are paid a salary and may receive a discretionary bonus which is not guaranteed. Sales employees may have a sales commission plan, relevant for sales to Wholesale clients, as offered by Lonsec Research from time to time at its discretion.

1.6 How do we manage our compensation arrangements?

Lonsec Research has Professional Indemnity insurance arrangements in place to compensate clients for loss or damage because of breaches of any relevant legislative obligations by Lonsec Research or its representatives which satisfy section 912B of the Corporations Act 2001.

1.7 What should you do if you have a complaint?

Lonsec Research's internal complaints handling process is designed to ensure that your concerns are treated seriously, addressed promptly and fairly. A complaint may be lodged either verbally or in writing and will be dealt with in strict confidence. If you have a complaint relating to Lonsec Research's products, services, its employees, the complaint should be addressed to:

Complaints Manager

Level 39, 25 Martin Place
Sydney NSW 2000

Tel: 1300 826 395

Email: complaints@lonsec.com.au

An individual may request further information about Lonsec Research's internal complaints handling procedure at any time. If an individual is not satisfied with the outcome of their complaint or has not received a response within 30 days from Lonsec Research, the individual can complain to the Australian Financial Complaints Authority (AFCA). AFCA provides an independent dispute resolution service and can be contacted on:

Online: www.afca.org.au

Email: info@afca.org.au

Phone: 1800 931 678

Mail:

Australian Financial Complaints Authority
GPO Box 3
Melbourne, Victoria, 3001.

1.8 Conflicts of Interest

Lonsec Research is aware of the inherent potential conflicts of interest associated with the provision of ratings and how we are remunerated for our services. There are a comprehensive set of policies, and procedures in place at Lonsec Holdings that apply to its subsidiaries including Lonsec Research. Information barriers (both permanent and temporary) consistent with our regulatory obligations under Regulatory Guide 79 are in place to manage either perceived or actual conflicts of interest. Employees of Lonsec also have to abide by Personal Trading and Gifts and Entertainment requirements and are trained on these requirements from time to time.

Lonsec Research review and rate products for Fund and Equity Managers who may from time to time have holdings within Generation Development Group Limited. Lonsec Research manages any potential conflict by disclosing to investors who access the research for these products and by implementing a comprehensive ratings process, information barriers and monitoring program. For further information on how Lonsec manages its conflicts refer to our Conflicts of Interest Statement accessible [here](#). For more information refer to Lonsec Research Ratings Methodology available on our platform iRate or by contacting us on 1300 826 395.

Lonsec Holdings has appointed Australian Retirement Trust Pty Ltd ABN 88 010 720 840, AFSL 228975 as the provider of default superannuation services to its Group employees. Lonsec Holdings appointment of Australian Retirement Trust is not an endorsement of, or opinion on, the Fund.

Australian Retirement Trust is a subscriber to our services and pays a fee to us for this subscription service. Australian Retirement Trust rating and report is issued by an analyst who is aware of Australian Retirement Trust's appointment as default superannuation fund provider but who does not have a personal investment in the fund.

This FSG was prepared on 1 August 2024.